

TDS12070xx

OPUS 7" colour touch screen with SIP client



With the OPUS touch screen, you can manage all integrated home- and building automation functions. In addition, the OPUS can also be used as a VoIP-SIP (client) video door phone station. It has a built-in motion detector for fast screen activation.

OPUS integrates all into one single user-friendly device with a 7-inch (17.8cm) high resolution colour touch screen. On top, up to 50 IP cameras can be visualised in full- and quad screen mode. Several other features are available, such as an alarm indicator, intercom, telephone, alarm keypad, etc...

The OPUS can be wall mounted. Optional desktop holder available. This way the OPUS is particularly useful for applications as bed side panel or on an office/reception desk, kitchen worktop, etc...

APPLICATION

Touch screen device to control home automation functions, including indoor video door phone, camera monitor, phone, intercom and alarm keypad.

CHARACTERISTICS

Display

7" Wide LCD touchscreen
Wide SVGA 1024x600 resolution
16,2M colour depth

Operating system

Android™

Camera visualization

Supports RTSP and HTTP(S)
Codecs: H264, MJPEG-stream

Audio

Build-in microphone and speaker.
VoIP, SIP client
Audio codecs: G722, PCMA, PCMU, G729, GSM, ILBC, AMR, AMRWB, SPEEX, SPEEXWB, ISACWB, SACS WB, OPUS.

Proximity sensor

A built-in motion sensor detects the person when approaching the device and activates the screen when in sleep mode.

Touch

Capacitive touch screen (glass surface). Automatic configuration in PROSOFT. Functions and menu's can be customised (per individual OPUS device) to the needs of the customer.

Power

Power over ethernet (PoE 802.3af Mode-A or Mode-B).

LED feedback

Blue LED for messages and missed phone calls
Red LED for alarms

Reset button (hidden)

Clears configuration data.

Cleaning

To temporary disable the touch screen for 30 seconds, press the clean button in settings.

! Use only dry microfiber cloth. Never use liquids or solvents!

SETTINGS

Configuration

Automatic via PROSOFT Suite (3.7.3 or higher).

INSTALLATION

Mounting

To be mounted with included wall bracket + metal wall plate on a flat surface over a standard single wall box (circular or rectangular) of 60mm.

Or order the TELETASK standard single wall box for brick walls ref. TDS90000AT. For plaster board or other hollow walls order ref. TDS90000PB.

Optional: Desktop mounting holder ref. TDS12075.

Anti-theft protection

If required, the OPUS can be protected from dismounting.

Mounting height

See the schematic drawing below.

CONNECTIONS

Ethernet

PoE 802.3af via UTP CAT5e or CAT6

Inputs

Contact input for one voltage free bell push button (within 10m cable length).

Outdoor Units/SiP server

An up-to-date list of compatible external SiP servers and VoIP outdoor units can be found on www.teletask.be – professional – [Technical Handbook](#).

Video door phone camera(s) on OPUS

If you use the OPUS to integrate with a video door phone system, there are some important considerations you will have to make about the outdoor camera visualisation on the OPUS. The end-user will assume that he will be able to see the camera on his OPUS as soon as the ring signal is received.

There are two possible situations:

1. The outdoor system provides in an url camera stream:
In this case, the OPUS device(s) ask(s) for this video stream as soon as somebody rings and the camera will appear on the OPUS screen.
Limitation: the maximum nr. of such streams given by the outdoor unit defines the maximum of (OPUS) devices you can connect to it.
Remark: MJPEG streams have a limited delay compared to RTSP streams which may give a multi-seconds delay in the video image (depending on the outdoor unit brand).

2. The outdoor system provides a video stream through SIP protocol:
 In this case the video stream comes together with the audio stream, which gives the advantage that they are both synchronised (= lip syncing). In this case, the used SIP server needs to support 'early media'.
 Remark 1: If your SIP server provides early media and you have multiple OPUS screens, you need a SIP server with multiple early media for ring groups. Most SIP servers, unfortunately do not support this video conference feature.
 Remark 2: If the outdoor unit has no url stream (as in chapter 1) for the camera, it will not be possible for the end-user to use the camera when there is no visitor.

Some brands or countries don't allow looking at the camera at all times and therefore block this preview function anyhow, although it is technically possible.

For more details on specific outdoor unit brands, refer to the compatibility list on the TELETASK professional website (on-line technical handbook)

The technical data is for your information only. TELETASK doesn't take any responsibility for possible changes on the given features. We advise testing your full set-up with all evolved equipment before installing.

POWER CONSUMPTION

PoE

Max. 9W (2.5W Standby)

DIMENSIONS

203 W x 117 H x 17 + 5* D (mm)

*Wall Plate

NET | GROSS WEIGHT

0,38 kg | 1 kg

PACKAGING CONTENT:

TDS12070 device

Wall bracket (can be ordered as spare part TDS90470)

Wall plate (can be ordered as spare part TDS90471)

5x Wall screw + 5x plug

1x Hex socket screw + 2mm hexagonal tool

Microfiber cloth

ENVIRONMENTAL CONDITIONS

Storage (with no condensation or icing)

Temperature: -20°C to +65°C max.

Relative humidity: 5% to 85% max.

Operation (with no condensation or icing)

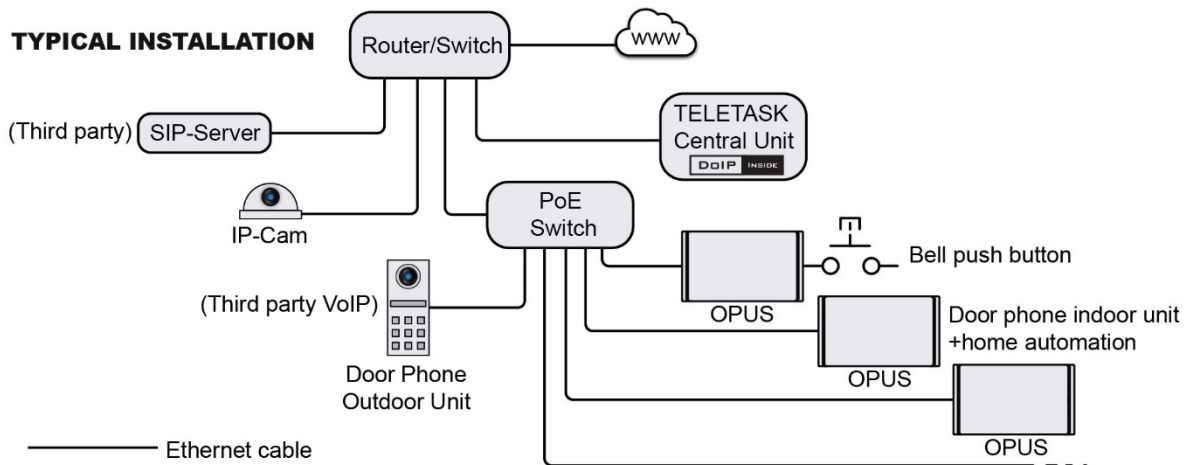
Temperature: 0°C to +40°C max.

Relative humidity: 5% to 80% max.

IP PROTECTION RATE

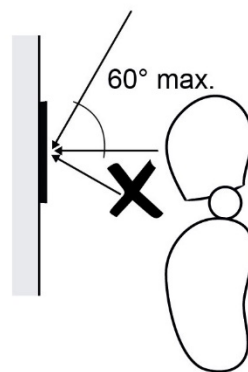
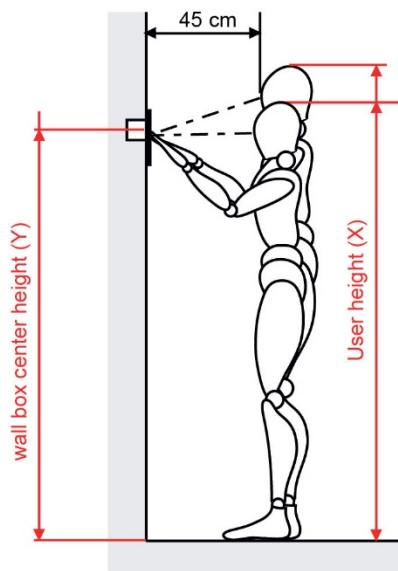
IP20

SCHEMATIC DRAWING EXAMPLE



See professional.teletask.be for compatibility check

INSTALLATION INFORMATION



| X | Age | Y |
|------------------------|------|-----|
| 115<X<125 | (6) | 110 |
| 125<X<135 | (8) | 120 |
| 135<X<145 | (10) | 130 |
| 145<X<155 | | 140 |
| 155<X<165 | | 150 |
| 165<X<175 | | 160 |
| 175<X<185 | | 170 |
| 185<X<195 | | 180 |
| 195<X<205 | | 190 |


All values in cm

Remark: Top view screen.


Remark: Wall box center height (Y) = smallest user height (X) - 5cm

Remark: OPUS Center height = wall box center height - 1,1cm.

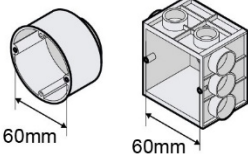
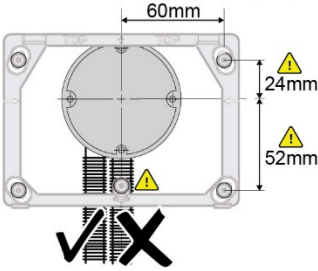
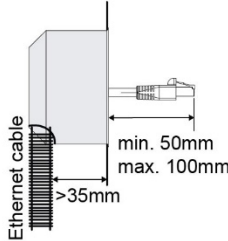
Remark: To be able to control the touch screen from out of a wheelchair, the wall box height (Y) should not be higher than 91cm.



Indoor use



Protect against direct sunlight

Installation on flat surfaces only 